

CHILDREN'S MINISTRIES
developing leaders. discipling kids.

cgpkids



SEEDS
of **HOPE**

Bulgaria: Seeds Today. Hope Tomorrow

KiD
serve

KidServe: Seeds of Hope: Bulgaria

Based on Matthew 13: 1-9

Bible Truth: God's Word produces growth.

Bible Story: Matthew 13:1-9, Parable of the Sower

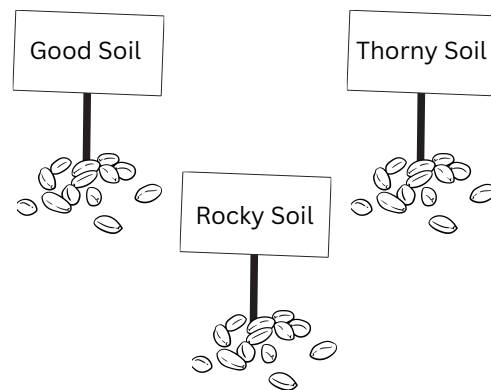
Bible Verse: "I planted, Apollos watered, but God gave the growth" (1 Corinthians 3:6 ESV).



OPENING ACTIVITY: SCATTER THE SEEDS

Materials

- Paper seeds (at the end of the lesson)
- 1 sign labeled Good Soil
- 1 sign labeled Rocky Soil
- 1 sign labeled Thorny Soil
- Pack of seeds (optional)
- Tape
- 3 buckets (optional)
- Globe or Map



Preparation

Have the 3 signs taped to the wall or buckets in different locations throughout the room. Scatter the paper seeds on the floor throughout the area. Locate Bulgaria on a map or globe.

Presentation

Stand in front, holding a handful of paper seeds or real seeds. Say, "**Look at these tiny seeds, do they look important?**" Pause for responses. Say, "**They don't look like much, but God can grow something amazing from something very small.**" Ask, "**If I drop this seed right here on the floor, will it grow?**" Wait for responses. Drop one. "**No. What if I just hold it in my hand?**" Wait for responses. "**No. What does it need?**" Let kids respond, "soil, water, sun." Say, "**Yes, it needs the right place to grow. The Bible teaches that faith can start small like a seed, and God helps it grow bigger and stronger. God grows faith in every nation.**"

"Today we are going to learn about our church family in Bulgaria." Show on a map or globe. "**There are children there who are like you. They play football, and they love to dance. We are helping to raise money so we can have classes and teach children's ministers how to teach, reach, and plant seeds in the children's hearts about Jesus."**

“Today, you are going to scatter seeds. When I say go, you can pick up one seed at a time and place it in a bucket. Your job is to put the seeds where you think they will grow best. Are you ready?” Wait for excitement and answers. **“Go!”**

Once all the seeds are placed in a location, have the children calmly come back and find a seat.

SCRIPTURE MEMORIZATION

Materials

- A picture of a watering can or a real watering can
- Poster board or paper



Preparation

Have the verse written out on a poster board or somewhere it can be read (1 Corinthians 3:6 ESV).

Presentation

Say, **“When we want a plant or flower to grow, we must make sure it gets watered. In our Bible memory verse today, Paul was saying people can tell others about Jesus and help them learn like planting a seed and watering it. Only God can make that seed grow. That means only God can grow faith in our hearts.”**

Read the memory verse several times. Have it on the board or poster board so the children can read.

Activity


Depending on the number of children, you can either have them in one large group or smaller groups. Each group will have a watering can (picture, real, or a cup). Start with one child stating the first word of the verse and have them pass the watering can to the next child, who says the next word. Keep passing until the entire verse is quoted, including where it is found.

Optional: You can remove the board/words to practice memorization. If you're outside, you could have water inside the can. Use and modify at your own discretion.

BIBLE STORY

Materials

- Seeds
- Rocks
- Soil
- Table
- Flashlights (any light source lamp/phone)
- Picture of thorns



Optional: You can use real objects or use the pictures provided at the end of this lesson.

Preparation

Study and read Matthew 13:1–9.

Presentation

Present a picture or a real seed. Say, **“This seed is like God’s Word. When we hear about Jesus, it’s like a seed being planted.”** Say, **“One day, Jesus was teaching a big crowd of people. He sat in a boat while the people stayed on the shore to listen to him. We can find this story in Matthew chapter 13, verses 1–9. This story is also told in Mark and Luke.”**

Drop a seed on a hard surface (table), OR show a picture of a path. **“Jesus said some seeds fell on a hard path.”** Tap the surface. **“They couldn’t go into the ground, and birds came and ate them. This is like someone who hears God’s Word but doesn’t listen or understand. Can anything grow on hard ground?”** Allow responses.


Drop a couple of seeds on rocks. Say, **“Some seeds fell on rocky ground.”** Raise your hand like a small sprout. **“The seeds started growing quickly, but the roots were shallow.”** Shine light on the seeds in the rocks. **“When the sun came out, the plants died. They did not have roots. This is someone who hears about Jesus and gets excited but doesn’t stay rooted. This could look like stopping coming to church, or they stop praying. What happens if roots aren’t deep?”** Pause for answers and discussion.

Drop seeds into thorns or a picture of thorns. **“Jesus said some seeds fell among thorns.”** Move hand upward like growing. **“But the thorns grew up and choked the plants.”** **Wrap one hand around the other. “This could be someone who hears God’s Word, but worries, distractions, and other things take over. What things distract us from God?”** Allow responses and discussions.

Plant seeds in dirt/soil. **“Jesus said some seeds fell on good soil!”** Slowly raise hands upward. **“They grew, grew, and produced lots of plants! This means you hear God’s Word, believe it, and follow Jesus. Do we want hearts like good soil?”**

“Jesus explained the meaning of this parable. The seed is God’s Word. God’s Word tells us about Jesus. He loves us, died for our sins, and is alive again. When we believe in Jesus, God plants faith in our hearts so we can grow.”

APPLICATION ACTIVITY



Materials

- A flowerpot (one included as visual or a real one)
- A cut-out seed for each child (you can use the same ones from the opening activity or make more copies)
- Writing utensil for each child.

Preparation

Have all materials ready to use.

Presentation

Say, **“Today we learned that God’s Word is like a seed.”** Hold up a seed. **“When people hear about Jesus, it’s like planting a seed in their heart. Who makes it grow?”** Pause and wait for answer (God).

“There is a city in Bulgaria named Sliven. In this city, the largest population is among the Roma people. They eat rice and potatoes for the majority of their meals. They do not have money for sweets often. After school, they enjoy playing together, telling stories, singing, dancing, and playing football (soccer).”

“Our church is sending children’s ministers to go to Bulgaria to help train and teach people so they can plant seeds in the children in Bulgaria. The hope is to plant seeds so the children can grow to learn more about Jesus. We may not live in Bulgaria, but we can still help plant seeds by praying, giving, and sharing about God.”

Activity

Give each child 1–2 seeds and a writing utensil. Ask the children to write or draw ways they can serve Bulgaria. Explain ways or prayer points they can participate in. Come up with fundraising ideas together.

After they are finished and you have discussion, have them place the seeds in or on the Bulgaria flowerpot. End in prayer.



PRAYER

“God, thank you for helping us grow. Bless the children in Sliven, Bulgaria, and help them learn about Jesus. Use us to plant seeds wherever we go. Amen.”

FUNDRAISING IDEAS

- Have a water bottle sale.
 - This ties into the Bible memory verse. You can reach out for stickers to put the “Seeds of Hope” logo on water bottles. Email mfrederick@cogop.org for stickers or ideas.
- Sell flower seed packets with a “Seeds of Hope” tag attached.
 - The tag can be found at the end of this lesson.
- Have a garden basket auction or drawing for donations in your congregation for funds to go toward the project.
 - Have children plant small flowerpots and sell them.

Any questions, please reach out to mfrederick@cogop.org.

To give to this project scan the QR code or visit: <https://cogop.org/children/give/>

- Choose KidServe → Bulgaria, Seeds of Hope


Our goal is \$15,000.

Once the funding requirements for this project have been satisfied, any remaining funds will be allocated to the subsequent project.



Resource Materials

Opening Activity



Resource Materials

Opening Activity



Resource Materials

Opening Activity



Rocky Soil

Resource Materials


Opening Activity



Thorny Soil



Resource Materials

Scripture Memorization




Resource Materials

Bible Story



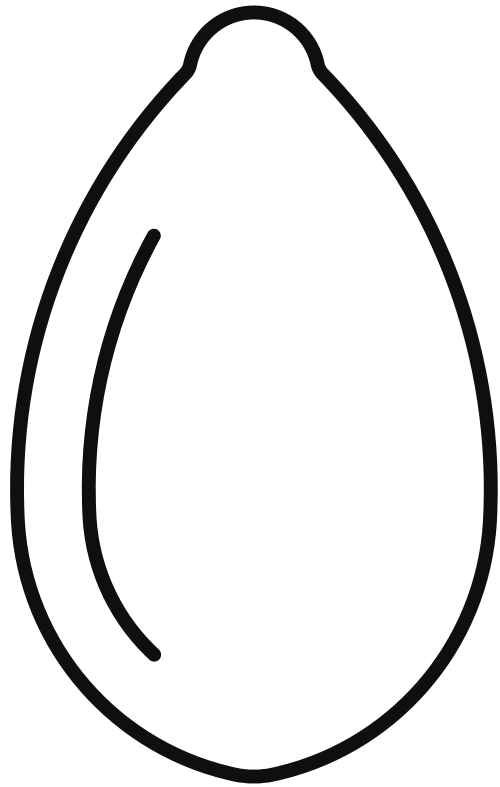
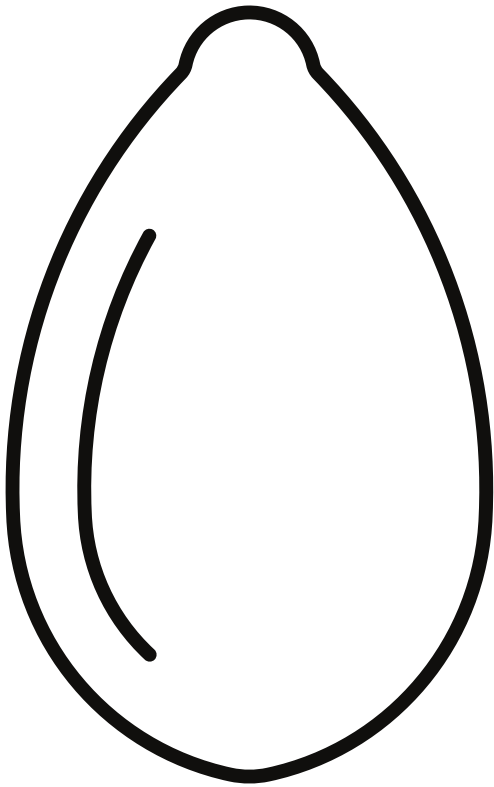
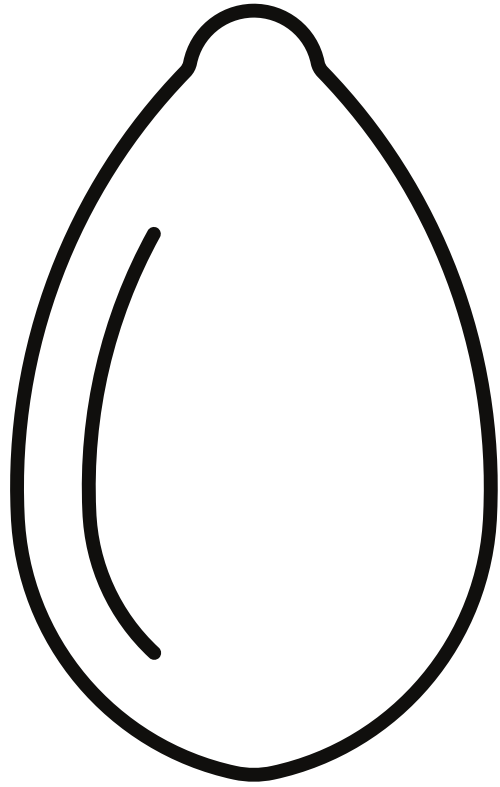
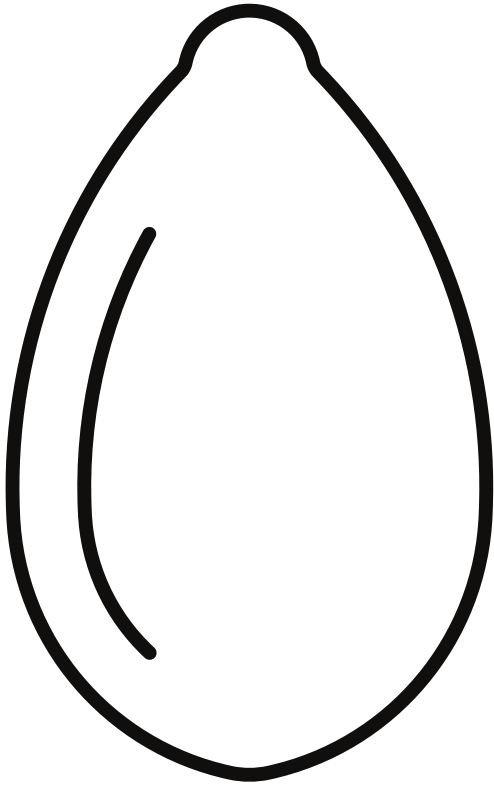
Resource Materials

Application



Resource Materials

Application



Resource Materials

Fundraising Ideas

